

A Guide to Sprintax Returns

Specially prepared for
Fulbright Visiting Scholar
Program Participants
(J-1 Research Category)



SPRINTAX RETURNS GUIDE

TABLE OF CONTENTS

- ✕ [When do you need to use Sprintax Returns?](#)
- ✕ [What information should I have ready before I start completing Sprintax Returns?](#)
- ✕ [When should I file my Federal return?](#)
- ✕ [How to get started](#)
- ✕ [How to get help from Sprintax](#)
- ✕ [Transfer information from Sprintax Calculus to Sprintax Returns](#)
- ✕ [Create an account independently in Sprintax Returns](#)
- ✕ [Sprintax Returns instructions by sections](#)
 - ❖ [Residency](#)
 - ❖ [Getting to know you](#)
 - ❖ [Let's talk money](#)
 - ❖ [Offset your expenses](#)
 - ❖ [About your college](#)
 - ❖ [State taxes](#)
 - ❖ [Review](#)
 - ❖ [Finalizing](#)

❖ When do you need to use Sprintax Returns?

- You need to file a tax return if you have received income reportable to the Internal Revenue Service (IRS) and/or State Tax Office.
- You have received no reportable income to the Internal Revenue Service (IRS), but were an exempt individual under F, J, M or Q visa for 2024 and need to submit Form 8843.

❖ What information should I have ready before I start completing Sprintax Returns?

- Passport
- Entry/exit dates to the US (if you do not have your travel history, you can request Form I-94 from U.S. Customs and Border Protection's website <https://i94.cbp.dhs.gov/i94/>)
- All 2024 forms representing income you received (1042-S, W2, 1099, etc.)
- Immigration and visa information (for reference DS-2019)
- Social Security Number (SSN) or Individual Taxpayer Identification Number (ITIN)
*If you don't have SSN or ITIN, Sprintax Returns can help you prepare an ITIN application.



❖ When should I file my Federal return?

Due date for filing 2024 Federal returns is April 15, 2025.

❖ How To Get Started

- Transfer information from Sprintax Calculus to Sprintax Returns OR
- Create an account independently

❖ How to get help from Sprintax

- Clicking on the  icon once you're logged in will bring up Sprintax FAQ section and online search assistant. If the online assistant isn't answering your question, you can click on . You can request to speak to a Live Chat agent if you write "agent", "real person", "chat with a real person".
- E-mail IIE@sprintax.com



Transfer information from Sprintax Calculus to Sprintax Returns

- To login to your Sprintax Calculus IIE has set you up for you for 2024 login here <https://calculus.sprintax.com/>
- If IIE has issued you 1042-S form(s) they will be visible in the “Tax Forms” section.

Please download and keep for your records.

Your Details Final Summary **Tax Forms** Document Exchange

John Smith

Tax Forms 2024 Electronic 1042-S Consent

Congratulations - Your 2024 record has been finalized!

Note that your record is locked for changes after the tax year is finalized. If you want to apply changes to your record that you believe can affect your form 1042-S, contact Seoul City.

1042-S Forms

Note: this is your 1042-S copy. You only need to keep it for your records. You will need it for your end of year tax return

Would you like to use our Sprintax tax preparation system?


You can automatically transfer your details and 1042-S forms to Sprintax Returns. Please select "Yes" below, and sign in to Sprintax Returns using the same credentials as your Forms account.

Yes, Take Me To Sprintax No, Thank You

[1042-S Income Code 18](#) [Download](#)

[1042-S information pages](#) [Download](#)

- If you have not given consent to receive the 1042-S form electronically the form will not show under Tax Forms section of your Calculus profile

To make the form available click on the “Electronic 1042-S Consent” button at the top right corner of the page  and select “Agree” in the pop-up window.

Electronic 1042-S Consent Form ✕

I consent to receive Form 1042-S in electronic format in lieu of receiving a paper copy in my Calculus account. [Read full consent form](#)

Disagree

Agree

This action will immediately make the 1042-S form available for you to access and download as a PDF.

When 1042-S form is available clicking on “**Yes, take me to Sprintax**” will redirect you to Sprintax Returns software where you can login with your existing credentials for Sprintax Calculus.


Log in

Login to your Sprintax Returns account.
Don't have an account? [Sign up](#)

Email Address*

Password*

[Forgot password?](#)

I'm not a robot  reCAPTCHA
Privacy - Terms

Login

1042-S Forms

Note: this is your 1042-S copy. You only need to keep it for your records. You will need it for your end of year tax return

Would you like to use our Sprintax tax preparation system?

You can automatically transfer your details and 1042-S forms to Sprintax Returns. Please select “Yes” below, and sign in to Sprintax Returns using the same credentials as your Forms account.

Yes, Take Me To Sprintax

No, Thank You

Download all documents



1042-S Income Code 16

[Download](#)



1042-S information pages

[Download](#)

- Before you enter 2024 year you will be asked if you would like to transfer over your personal, contact and 1042-S data over to Sprintax Returns.

We have some of your information in your account in Sprintax Calculus, and you can choose to have some of the fields transferred into Sprintax Returns for you. How would you like to proceed?

Transfer personal, contact and 1042-S data from my Calculus record for 2024

Start clean

[Go Back](#) [Proceed](#)


IMPORTANT It is highly recommended that you choose the option to transfer your information. If you do not transfer your information from your Sprintax Calculus account to Sprintax Returns, you will need to enter all of the information by hand.

Welcome to Sprintax!

Hey there, my name is Stacy. I'm going to make your tax affairs real easy.

Sprintax consists of a step-by-step questionnaire that's designed to gather all the information that we need to prepare your tax return.

OK, let's get started. First, please choose the tax year you need a tax return prepared for.



2024
 I want to correct my 2024 tax return I already sent to the IRS

2023
 I want to correct my 2023 tax return I already sent to the IRS

2022
 I want to correct my 2022 tax return I already sent to the IRS

2021
 I want to correct my 2021 tax return I already sent to the IRS

Prior tax years

[>](#)

Create an account independently in Sprintax Returns

- If IIE did not administer taxable income to you or on your behalf and set you up with a Sprintax Calculus profile to issue you a Form 1042-s, you must create an account in Sprintax Returns independently.
- Go to [IIE Sprintax Returns Login Page](#) or [Sprintax.com](#)
- If you already have an account in Sprintax Calculus, you can login with the same credentials. Otherwise please set your username and password.

IIE Sprintax Returns Landing Page

sprintax iie

Sprintax Returns

The online US tax prep solution

Institute of International Education recommends their students to use Sprintax to prepare your Federal and State tax returns. Here's how Sprintax Works:

Create Account

Already have an account? [Sign In](#)

First name* Last Name*

Email*

Code* Phone number*

Password* Confirm Password*

I agree to the Sprintax terms and conditions

I agree to information disclosure under IRC Section 7216

I'm not a robot

reCAPTCHA Privacy - Terms

Sign Up

Sprintax Returns Sign up page

Create account

Already have an account. [Log in](#)

First Name* Last Name*

Code* Phone Number*

Email*

Choose Password* Confirm Password*

I agree to the Sprintax terms and conditions

I agree to information disclosure under IRC Section 7216

I'm not a robot

reCAPTCHA Privacy - Terms

Create Account

Select Visa

Indicating your current visa program will help Sprintax choose the best possible product for you

Please select your VISA:

Please select visa type

- H3 - Nonimmigrant Trainee
- H4 - Spouse or child of H-1B, H-2B
- I - Media, Journalist
- J1 - Au Pair
- J1 - Camp Counselor
- J1 - Exchange Cultural Program Visitor
- J1 - Internship
- J1 - Trainee
- J1 - Professor/Lecturer/Teacher
- J1 - Physician
- J1 - Researcher
- J1 - Research scholar**
- J1 - Scholar/Short-Term Scholar
- J1 - Student
- J1 - Summer Work and Travel
- J1 - International visitor
- J2 - Spouse or child of J1 visitor
- L - Executive or special knowledge staff, spouse and children
- MI - Vocational student or other nonacademic student

➤ Select your visa type and click “Continue”. If IIE has issued you a DS-2019 (reference box 4) in 2024, be sure to select the visa type on the DS-2019.

Before You Start

Documents Needed:

- > Passport
- > US Entry and Exit Dates for current and all past visits to the US
- > All income forms: Final Payslips, W2 Forms, 1042-S and/or 1099
- > Visa/Immigration Status Information
 - Including Form DS-2019 (for J visa holders) or Form I-20 (for F visa holders)
- > Social Security Number (SSN) or Individual Taxpayer Identification Number (ITIN).
 - If you do not have an ITIN, Sprintax can help you get one!
 - If you are using Sprintax for State Tax Returns(s) preparation only, you will need a copy of your already prepared Federal Tax Return (for the current and previous years, if you filed any)

* Please do not complete the process until you receive all of your forms!

* Please note that you do not need **Form 1098-T** in Sprintax.

Get Started

Before You Start

Please Note:

If you believe that you should have received a Form W-2 or Form 1042-S and you have not yet received it, please contact the institution that made payments to you and request the form. The Tax or Payroll Department will provide you with a new copy of the forms.

You should not complete the Sprintax process until you have all of your forms as you may file an incomplete and/or incorrect tax return.

[Go Back](#) [I Understand](#)

and previous years, if you filed any)

* Please do not complete the process until you receive all of your forms!
* Please note that you do not need **Form 1098-T** in Sprintax.

[Get Started](#)


✘ **IMPORTANT** You should have already received **all** your payment documents for 2024 (W2, 1042-S, etc.) before you generate Federal or State tax forms, otherwise, you may need to file an amended return to add the missing income and tax details from your original returns. *IIE may not be able to cover the cost of filing an amended return.*

Welcome to Sprintax!

Hey there, my name is Stacy. I'm going to make your tax affairs real easy.

Sprintax consists of a step-by-step questionnaire that's designed to gather all the information that we need to prepare your tax return.

OK, let's get started. First, please choose the tax year you need a tax return prepared for.



- 2024
 - I want to correct my 2024 tax return I already sent to the IRS
- 2023
 - I want to correct my 2023 tax return I already sent to the IRS
- 2022
 - I want to correct my 2022 tax return I already sent to the IRS
- 2021
 - I want to correct my 2021 tax return I already sent to the IRS
- Prior tax years

[Next](#)

Select the year you need to prepare tax return(s) for.

- Current tax year is 2024.

➤ Residency status

- Complete with your accurate immigration information. You may need to refer to your visa, DS-2019 form, your passport or I-94 for entry and exit dates.

✘ IMPORTANT Select your correct immigration status – J1 – Scholar, J1 – Research Scholar, etc. for accurate tax determination.

Your J1 Exchange visitor category is indicated on your DS-2019 form, box 4.

- Provide your current (last visit) to the US with the appropriate visa/immigration status, entry date and date you left or expect to leave.

Tip: If you do not have an expected exit date yet for your current visit, enter the expiry/end of your status (as indicated on your DS-2019 in box 3).

- If you had previously been to the US, prior to your current visit, click + **Add Visit** and enter the information for each separately.
- Dates cannot overlap between different visits.

Residency

Residency Status

Residency

Have you been a US citizen, by birth or naturalization, on the last day of 2024?
 Yes No

Have you ever been a green card holder?
 Yes No

Have you ever applied for US citizenship/ lawful residence?
 Yes No

Visiting the US

Were you in the US during the 2024 tax year?
 Yes No

When was your first visit to the US?

Are you still in the US?
 Yes No

Please provide details below of all your visits to the US starting from .

Visa Type / Status	US Entry Date	US Leave Date
Please Select <input type="text" value="v"/>	From <input type="text" value=""/>	To <input type="text" value=""/>
+ Add Visit		

How do I know my info is correct?

You are here

- ① RESIDENCY
 - Residency Status →
- ② GETTING TO KNOW YOU
- ③ LET'S TALK MONEY
- ④ OFFSET YOUR EXPENSES
- ⑤ ABOUT YOUR COLLEGE
- ⑥ STATE TAXES
- ⑦ REVIEW
- ⑧ FINALIZING

You could be deemed resident for tax purposes if you have obtained US citizenship, Green Card or you have stayed for a number of years in US and have met the Substantial Presence Test as per IRS regulations.

Sprintax Returns software is only for preparing non-resident returns. In the case you are deemed resident for tax purposes, we will be able to assist you with an offline preparation of your resident returns.

Residency Status

Residency

Based on the information you provided, you are deemed a [US resident for tax purposes](#), which means Sprintax software isn't suitable for you. Sprintax facilitates non-resident tax return preparation only.

Your resident return can be prepared offline by our US tax specialists. To register as a resident alien for tax purposes please

[CONTINUE HERE](#)

and our agents will get back to you with feedback what forms need to be filed for you.

If based on the information provided you are deemed a US resident for tax purposes please take the following steps:

1. Email IIE@sprintax.com and in the subject line include "IIE Resident Return – Name, Email Address, and IIE identification number"
2. The Sprintax team will send you a PDF tax questionnaire to fill out
3. Complete the questionnaire and return it to the IIE@sprintax.com team and include any non IIE income documents such as W-2, 1042-S, 1099 etc.
4. The Sprintax team will email you your tax return forms which you can then print, sign and mail to the tax authorities. Please allow 2-3 weeks for the forms since you have provided the documents for the tax returns to be prepared and provided to you.

➤ Visa Details

- Enter the dates your visa was issued and expired, or to expire.
- The dates of start and end of your program as per your DS-2019.
- Approximate date you permanently left/intend to permanently leave the US is the date when you left or would leave after your program has ended.
- Country of citizenship vs. country of residence – country of residence is where you claimed residency for tax purposes before your current (last) visit to the US.

If prior to your entry to the US you have resided in a different country than your citizenship country, depending on the particular country's domestic law you could be a resident for tax purposes of the third country.

Visa Details

Residency

Please provide details of your current US visa.

Visa type <input type="text" value="J1 - Research scholar"/>	Visa issue date <input type="text" value="MM/DD/YYYY"/>
Visa expiry date <input type="text" value="MM/DD/YYYY"/>	Program Start Date <input type="text" value="MM/DD/YYYY"/>
Program End Date <input type="text" value="MM/DD/YYYY"/>	Date you first entered the US <input type="text" value="04/01/2024"/>

Approximate date you permanently left / intend to permanently leave the US.

Country of Citizenship

Country of Residence before you entered the US

Have you changed your visa during 2024?
 Yes No

< >

You are here

- ① RESIDENCY
 - Residency Status
 - **Visa Details** →
- ② GETTING TO KNOW YOU
- ③ LET'S TALK MONEY
- ④ OFFSET YOUR EXPENSES
- ⑤ ABOUT YOUR COLLEGE
- ⑥ STATE TAXES
- ⑦ REVIEW
- ⑧ FINALIZING

Getting to know you

➤ About you

- Your name should be listed as it is on your passport/visa or Social Security Card (if you have been issued a Social Security Number).

Note: Occupation could be pre-selected in the Sprintax Returns software based on your immigration status. If not pre-selected, please select the most relevant to you based on your immigration status. For example J1 – Research scholars could select “Scholar”, J1 – Researchers could select “Researcher”, etc.

About You

Getting To Know You

Please note that the Sprintax system only accepts English / Latin alphabet letters.

First name	Middle name
<input type="text" value="John"/>	<input type="text"/>
Last Name	Occupation type
<input type="text" value="Smith"/>	<input type="text" value="Please Select"/>
Occupation	Date of Birth
<input type="text"/>	<input type="text"/>

- If you have been provided a 1042-S form from IIE, then you have received US income.
- US Tax Identification Number (Social Security Number – SSN or Individual Taxpayer Identification Number – ITIN) is required to be provided on each Federal and/or state return for the relevant tax offices to successfully process your documentation.

NOTE: Occupation is your principal activity in the US such as student, teacher, trainee, or your official designation as employed or self-employed if you have an occupation such as doctor, manager, engineer, etc.

Did you have US income (wages, scholarships, or other payments) in 2024?
Yes No

Do you have a US tax identification number (ITIN/SSN)?
Yes No

At any time during 2024, did you receive as a reward, sell, exchange, gift, or otherwise dispose of any digital asset or a financial interest in a digital asset?
Yes No

- If you don't have either SSN or ITIN, Sprintax Returns can help you generate an ITIN application that you need to attach to your Federal return accompanied by supporting documents (for more information please refer to the US Tax ID section below).
- If you submitted an ITIN application to IIE but have not received notification from IIE or the IRS on your ITIN status please submit your ITIN application with your Federal return. Please refer to the US Tax ID section below.
- Virtual currency is a digital representation of value, other than a representation of the U.S. dollar or a foreign currency (“real currency”), that functions as a unit of account, a store of value, or a medium of exchange. Some virtual currencies are convertible, which means that they have an equivalent value in real currency or act as a substitute for real currency. The IRS uses the term “virtual currency” to describe the various types of convertible virtual currency that are used as a medium of exchange, such as digital currency and cryptocurrency.

Please, note you may be asked additional questions in this section based on your immigration status.

➤ Your address

Please make sure that you input your current US address, or last US address if you are no longer in the US, and your home residential address.

✘ IMPORTANT Do not enter IIE's address.

Choose between the two addresses that would appear on your tax forms as mailing address.

It is important to list the address that you would have access to for the next 6 months for any potential correspondence that the IRS and/or state tax office may send.

Your address

Getting To Know You

Please note that the Sprintax system only accepts English / Latin alphabet letters.

US Address	Home Address (outside the US)
<input type="text" value="Address (number, street)"/>	<input type="text" value="Address (number, street, apt. no.)"/>
<input type="text" value="Apartment number"/>	<input type="text" value="Address (county, province)"/>
<input type="text" value="City"/>	<input type="text" value="City"/>
<input type="text" value="Please Select"/>	<input type="text" value="Egypt"/>
<input type="text" value="Zip Code"/>	<input type="text" value="Post Code"/>

Choose the address which will appear on the return(s), and will be used for correspondence and any refund check:

US Address Home Address (outside the US)

Is this your billing address?
 Yes No

Passport	Passport issued by
<input type="text" value="Passport number"/>	<input type="text" value="Egypt"/>

Phone number

<input type="text" value="United States (+1)"/>	<input type="text" value="Egypt (+20)"/>
<input type="text" value="US phone number"/>	<input type="text" value="Home phone number"/>

➤ Marital Status

The term “dependent” means:

- A qualifying child*, or
- A qualifying relative**

You can be claimed as a dependent if your parent (or someone else) can claim you as their dependent on their US Tax return. Please, select “No”, to this question, if you are not.

- If you were married on the last day of 2024 please provide spouse details even if they don’t have to file a US tax return, have a valid SSN or ITIN or will be filing separately.

Note: The below qualifying child and relative information is only relevant for residents of Canada, Mexico, South Korea or India.

* A qualifying child is:

- Child must be a son, daughter, stepchild, foster child, brother, sister, half brother, half sister, stepbrother, stepsister, or a descendant of any of them.
- Child must be: (a) under age 19 at the end of the year and younger than the tax return filer, (b) under age 24 at the end of the year, a fulltime student, and younger than the tax return filer (or spouse, if filing jointly), or (c) any age if permanently and totally disabled.
- Child must have lived with the tax return filer for more than half of the year.
- Child must not have provided more than half of their own support for the year.
- Child isn’t filing a joint return for the year (unless that joint return is filed only to claim a refund of income tax withheld or estimated tax paid).
- If the child meets the rules to be a qualifying child of more than one person, the tax return filer must be the person entitled to claim the child as a qualifying child.

Marital Status

Getting To Know You

Please note that the Sprintax system only accepts English / Latin alphabet letters.

Can you be claimed as a dependent on someone else's US tax return?
Yes No

Were you married on the last day of 2024?
Yes No

Spouse first name M. Spouse surname

Spouse's date of birth

Does your spouse have a US Tax ID number (SSN / ITIN)?
Yes No

** A qualifying relative is:

- A person that can't be the tax return filer's qualifying child or the qualifying child of any other taxpayer. A child isn't the qualifying child of any other taxpayer if the child's parent (or any other person for whom the child is defined as a qualifying child) isn't required to file an income tax return or files an income tax return only to get a refund of income tax withheld.
- The person either
 - (a) must be related to the tax return filer in one of the following ways:
 - son, daughter, stepchild, foster child, or a descendant of any of them (i.e., grandchild)
 - brother, sister, half brother, half sister, or a son or daughter of any of them
 - father, mother, or an ancestor or sibling of either of them
 - stepbrother, stepsister, stepfather, stepmother, son-in-law, daughter-in-law, father-in-law, mother-in-law, brother-in-law, or sister-in-law
 - (b) must live with the tax return filer all year as a member of the household.
- The person's gross income for the year must be less than \$4,300. Gross income means all income the person received in the form of money, goods, property and services, that isn't exempt from tax (excluding Social Security benefits unless the person is married filing a separate return and lived with their spouse at any time during the tax year or if 1/2 the Social Security benefits plus their other gross income and tax exempt interest is more than \$25,000, or \$32,000 if Married Filing Jointly).
- Tax return filer must provide more than half of the person's total support for the year.

➤ US Tax ID

If you do not have Social Security Number (SSN) or Individual Taxpayer Identification Number (ITIN) and have selected in section "About You" that you wish Sprintax to prepare an ITIN application for you, you will be prompted to this screen.

US Tax ID

Getting To Know You

Address

US tax ID number applications

Here is a summary of all the US tax ID applications you've requested

First Name	Initial	Surname	Relationship to you	SSN / ITIN
John		Smith	Self	Requested

➤ **Identification**

This section pertains to your ITIN Application

- Please complete the information exactly as it is on your documents (passport, visa, etc.).

Any mismatch in the information may delay or deny your ITIN application.

- In order to prove identity and foreign status when applying for an ITIN you need to provide either a copy of a valid passport or a combination of two other documents along with your ITIN application.
- All documents (passport / or other 2 identification documents) must be valid and current; expired documents will not be accepted.
- If a copy of an applicant's passport is selected as a supporting document, the copy must include the passport picture page and US visa page. If providing a combination of two other documents, one must prove your 'foreign status' and the other must prove your identity.
- The copies must be certified by the issuing agencies of the original document (example: your home country's passport office), a US Embassy/ Consulate or a Certified Acceptance Agent (IRS official). [Click here](#) for a list of CAAs worldwide.
- If you are unable to get your passport certified, please email itin@iie.org for further assistance.

Identification [1]

Getting To Know You

US tax ID number applications
John Smith

First name John	Middle	Surname Smith	Different name at birth?
Mailing address 1 Sprintax, , New York, New York, 11100			
Non US address 2 Sprintax, , Cairo, Egypt			
Date of Birth 01/01/2000	Country of birth Egybt	Country of citizenship Egybt	Foreign Tax ID
Visa expiry date 03/31/2024	Visa type J1 - Research sch...	Visa Number	Sex <input type="radio"/> Male <input type="radio"/> Female
Have you previously received an Individual Taxpayer Identification Number (ITIN) or an Internal Revenue Service Number (IRS#)?			<input type="radio"/> Yes <input checked="" type="radio"/> No

City of birth

Identification

In order to prove identity and foreign status when applying for an ITIN, the applicant needs to provide either a copy of a valid passport or a combination of two other documents. All documents must be valid and current; expired documents will not be accepted.

If a copy of an applicant's passport is provided as a supporting document, the copy must include the passport picture page and US visa page. If providing a combination of two other documents, one must prove the applicant's 'foreign status' and the other must prove their identity. All copies must be certified by the issuing agencies of the original document.

Document type
 Passport Other document type

< >

Let's Talk Money

➤ Income documents

- If you have transferred your information from Sprintax Calculus to Sprintax Returns, the 1042-S forms would also be transferred.
 - If you have been issued one 1042-S by IIE the quantity of the form would be 1. If you have been issued two 1042-S forms by IIE, the quantity of the 1042-S forms would be 2.
- If you need to add more 1042-S forms besides the ones from IIE you have already transferred, adjust the quantity of 1042-S forms.

Example: you have been issued two forms from IIE and one from your university. The quantity should be 3 in this case as each unique form needs to be added separately in the 1042-S subsection that follows.

Do not combine forms even if they are the same type.

Your Income Documents

You are here

- RESIDENCY
- GETTING TO KNOW YOU
- ③ LET'S TALK MONEY
 - Income Documents →
- OFFSET YOUR EXPENSES
- ABOUT YOUR COLLEGE
- STATE TAXES
- REVIEW
- FINALIZING

Tell us about the income documents you received in 2024.

- For each unique form that you received select "+add document" to enter the information into the system.
- If you have received a form with multiple identical copies from one employer, please treat it as one form.
- You may enter as many of each different form as necessary.
- DO NOT combine information from different forms, enter each form separately.

Income document type	Quantity
income document	number
+ Add Document	

NOTE: If you have more than 200 payment forms of a single type please contact our [24/7 Live Chat](#) for help with organizing your Tax Return(s) which will be prepared offline. Please note that additional charges for tax preparation and consultation may apply.

✘ IMPORTANT 1042-S form has 3 identical copies provided to the recipient of an income - copies, B, C and D, and they represent one unique 1042-S form. The quantity of 1042-S form in "Income documents" screen for one 1042-S form with copies B, C and D is 1. The quantity for two 1042-S forms each with copies B, C and D is 2.

- IIE may issue you more than one 1042-S form that show different amounts and state information. **Make sure they are entered separately and in entirety.**
- How do I know if IIE have issued more than one 1042-S form?
 - In your Sprintax Calculus account download the PDF 1042-S in “Tax Forms” page. The 1042-S PDF would have copies B, C and D for each unique form (the copy indication is located in the upper right corner of the 1042-S).

Example: if you have two 1042-s forms issued by IIE, you would have 2 sets of Copies B, C and D for each one in the 1042-S PDF.

- Please select additional income document type(s) you have received for 2024 from the drop-down and the quantity for each unique type (1042-S, W-2, etc.) by clicking on “+add document”.

Example: If you have received 1042-S form(s) and W-2 from your employer, you should have 1042-S and W-2 listed as income document types.

Income document type	Quantity
income document ∨	number ∨
+ Add Document	

➤ 1042-S

- Type of entity

Please choose the payer type for the given 1042-S from the drop-down.

Example: If you are entering 1042-S form from IIE or from your university, the appropriate selection would be “College, University or other Educational Institution”.

- Transferred IIE 1042-S from Sprintax Calculus

- If you have elected to transfer over your Sprintax Calculus details to Sprintax Returns, the 1042-S information would be transferred over as well.
- Verify your 1042-S information in Sprintax Returns software matches your 1042-S form you’ve been issued in Sprintax Calculus. Your 1042-S is in “Tax Forms” page. Please download and save for your records.

- Entering 1042-S from scratch

- If you have not transferred your information from your IIE Sprintax Calculus account or you need to add other 1042-S forms from a different payer, you have 2 different ways of filling in the information:

a) Upload a scan or photo of your 1042-S form

Once you upload the document, the 1042-S window will update with the information uploaded.

✘ IMPORTANT Verify with your paper or electronic 1042-S that the information uploaded onto Sprintax Returns matches the form.

1042 S [1]
Let's Talk Money

Please enter the required details in the blue boxes.

Please, ensure that you are using Copy B of your 1042-S form in order to complete your income and tax information.

If there is a difference between copies B and C of your 1042-S form, attach Copy B to your Federal tax return.

DO NOT combine information from different forms.

Upload a scan or photo of your income document

The uploaded file should contain only one page! After you upload your document please review all of your information and make sure it is correct.

Drag your file here to start uploading.
OR
Browse files

Type of entity
Please Select

b) Enter the information by hand

✖ IMPORTANT Make sure you add the information correctly from your paper or electronic form into the Sprintax software. The information you enter needs to be replicated exactly from your actual form you received, including the **UNIQUE FORM IDENTIFER** at the top of the form.

Any fields not filled in is shown in blue, but may not all be required.

- **Additional boxes you may need to select in the 1042-S window:**
 - If box 13e of your 1042-S form is blank (the issuer of the form did not have your US Tax number), however if you have SSN or ITIN please enter it in box 13e of the 1042-S window.
 - If box 13e of your 1042-S form is blank and can't be edited, it is because you have selected you do not have SSN or ITIN.
 - If you do not have a state indicated in box 17c please select the state associated with the 1042-S income.

Example: You have received scholarship income for studying at a university in Illinois state, select Illinois from the drop-down in box 17c.

Some states you select in 17c might prompt you to fill in boxes 17a / 17b in the 1042-S window. If there's no such information present on your 1042-S form, put "0" in those boxes.

You may see the following additional question on your 1042-S screen:

Is your scholarship/grant **compensatory**?

Yes No

Compensatory / grant scholarship is one given to trainees, researchers or students which require the performance of personal services as a necessary condition for disbursement of the grant, usually teaching or participating in research.

✘ **IMPORTANT** IIE sourced scholarships are non-compensatory.

- If you have selected an erroneous quantity of 1042-S forms, you'll need to adjust the number in "Income Documents" screen.

Example: You have selected quantity 3 for 1042-S document type, but you only have 2, you need to adjust the quantity to 2 in "Income Documents" screen to leave only 2 1042-S forms. Verify the 1042-S data for each one and then move on to next sections.

✘ **IMPORTANT** If IIE has issued you more than one 1042-S forms, do not delete 1042-S forms. All unique 1042-S forms need to be added for the correct tax returns to be generated.

If you do not include all of your 1042-S forms you may need to file an amended return to correct the information.

Do not duplicate 1042-S forms.

Each unique 1042-S forms has 3 copies – B, C and D as indicated in the upper right corner of the 1042-S. All 3 copies represent the same income/tax information. You should only enter it once. Do not enter all copies B, C and D.

➤ W-2 form

- **Employer Type**

Please choose the employer type for the given W-2 from the drop-down.

Example: If you are entering W-2 from your university, the appropriate selection would be “College, university or other Educational Institution”.

- **Entering W-2 information**

c) Upload a scan or photo of your W-2 form

Once you upload the document, the W-2 window will update with the information. Verify that the information has been uploaded correctly and in entirety before you move on to the next section.

d) Enter the information by hand

W-2 forms [1]
Let's Talk Money

Instructions:

We recommend that you use Copy C of your W-2 form to complete your income and tax information.

If control number in box d is missing, for e-filing purposes, please enter any random 5 digit number different than 00000.

If the information in boxes 16-20 differs on copies B and C of your W-2 form, please attach copy C to your Federal tax return.
DO NOT combine information from different forms.

If your original W-2 does not have amounts in boxes 16-20 on two rows, do not enter any information on the second row below.

Upload a scan or photo of your income document
The uploaded file should contain only one page! After you upload your document please review all of your information and make sure it is correct.

Drag your file here to start uploading.
OR
[Browse files](#)

Select employer type
Please Select

✘ IMPORTANT We recommend that you use Copy C of your W-2 form to upload/enter in W-2 screen. Make sure you add the information correctly from your paper or electronic form into the Sprintax software. The information you enter needs to be replicated exactly from your actual form you received.

- **Additional boxes you may need to select in the W2 window**

- If your Social Security Number in Box A of your W2 is missing or truncated (example xxx-xx-1234) please enter your full tax number in Box A in the W-2 window. If you do not have Social Security Number (SSN) or Individual Taxpayer Identification Number (ITIN) please enter 000-00-0000.
- If box 15 of your W-2 is blank please select the state you were in where you performed the services for the W-2 income.
- If box d “Control number” is left blank, you may be unable to *eFile* your Federal tax return. If it is blank on your W2 form please enter any random 5 digit number different than “00000”.

		a Employee's social security number 123-45-6789		OMB No. 1545-0008	
b Employer identification number (EIN)			1 Wages, tips, other compensation		2 Federal income tax withheld
c Employer's name, address, and ZIP code			3 Social security wages		4 Social security tax withheld
Company Name			5 Medicare wages and tips		6 Medicare tax withheld
Address			7 Social security tips		8 Allocated tips
City	State/Province	ZIP/Postal code	9		10 Dependent care benefits
d Control number			11 Nonqualified plans		12a See instructions for box 12
e Employee's first name and initial	Last name	Suff.	13 Statutory employee <input type="checkbox"/> Retirement plan <input type="checkbox"/> Trans-party sick pay <input type="checkbox"/>		12b
1 Sprintax			Amour		12c
New York	New York	11100	Amour		12d
Please Select	Foreign province	Postal code	Amour		Box 12 instructions
f Employee's address and ZIP code					
15 State	Employer's state ID number	16 State wages, tips, etc.	17 State income tax	18 Local wages, tips, etc.	19 Local income tax
Pleas...					20 Locality name
Pleas...					

➤ Other income

If you have received any other income from US sources that is not reported on 1042-S, W2 or 1099 and you have not entered it in “Income documents”, and any of the subsequent screens please select “Yes”.

- **What type of income did you receive?**

Please select the appropriate type of other income

- Fees / Commissions
- Academic grant / Scholarship
- Prize / Award
- Other

- **Please select the amount of the income**
- **Type of service / Entity**

“Fees/commissions” and “academic grant/scholarship” would prompt you to select “type of service/entity”. Please select the appropriate answer, provide name and EIN of the employer/organization and select the state associated with the payment. Example, if you have received commission for independent service performed in the state of Florida please select Florida.

- **If you need to add more than one such payment please click on + Add Not Reported Income.**

Other Income
Let's Talk Money

Income not reported elsewhere

Did you receive any other income from US sources that is not reported on your W-2
Yes No

You are here

- RESIDENCY
- GETTING TO KNOW YOU
- LET'S TALK MONEY
 - Income Documents
 - 1042 S [1]
 - Other Income** →
- OFFSET YOUR EXPENSES
- ABOUT YOUR COLLEGE
- STATE TAXES
- REVIEW
- FINALIZING

Other Income
Let's Talk Money

Income not reported elsewhere

Did you receive any other income from US sources that is not reported on your W-2
Yes No

What type of income did you receive?	Amount	Type of Service/ Entity/ None	Employer Name
Please Select	0		
+ Add Not Reported Income			

You are here

- RESIDENCY
- GETTING TO KNOW YOU
- LET'S TALK MONEY
 - Income Documents
 - 1042 S [1]
 - Other Income** →
- OFFSET YOUR EXPENSES
- ABOUT YOUR COLLEGE
- STATE TAXES
- REVIEW
- FINALIZING

➤ Additional Tax Info

- **Did you make any estimated tax payments during 2024 which you paid directly to IRS yourself and not through your employer?**

Select “yes” and provide the amount of the tax you paid to the IRS if you have made a payment to the IRS for year 2024 as an estimated tax.

Do not enter any amounts if you did not make such payments or you made payments to the IRS related to another tax year (2023, 2022, 2021, etc.)

- **Did you make any estimated tax payments to the state tax office during 2024 which you paid yourself and not through your employer?**

Select “yes” and provide the amount of the tax you paid to a state tax office if you have made a payment for year 2024 as an estimated tax.

Do not enter any amounts if you did not make such payments or you made payments to the state tax office related to another tax year (2023, 2022, 2021, etc.)

- **Did you file any forms requesting an extension to file a tax return with IRS?**

If you were unable to file your Federal tax return with the IRS by April 15, 2025 and you have filed for an extension of time to file, Form 4868, then please select “yes”.

- **Did you pay any amount with this form?**

If you have filed for an extension and sent a payment to the IRS along the request for extension on Form 4868 please select “yes” and provide the amount you paid with the extension, if any.

- **Did you file any forms requesting an extension to file a tax return with the State Tax office?**

If you were unable to file your state tax return on time and you have filed for an extension of time to file please select “yes” and provide the amount of tax you paid with the extension, if any, and the state.

Other taxes and payments

Did you make any **estimated tax payments** during 2024 which you paid directly to the IRS yourself and not through your employer?

Yes No

Did you make any estimated tax payments to the state tax office during 2024 which you paid yourself and not through your employer?

Yes No

Did you file any forms requesting an extension to file a tax return with the IRS?

Yes No

Did you file any forms requesting an extension to file a tax return with the State Tax office?

Yes No

- **Previous US tax returns**

- Have you filed a US federal tax return before?

If 2024 is the first year you are filing a federal tax return please select “no”. Otherwise, select “yes” and provide the most recent year and type of federal return you filed before the current 2024.

Tax year	Tax return type
▼	▼

- Have you filed a state tax return before?

If 2024 is the first year you are filing a state tax return for please select “no”. Otherwise, select “yes” and answer the additional questions.

If you had an overpayment (you were due a state tax refund) on your previous year state return, select “yes” and choose the state and amount of overpayment.

If your previous year return was for \$0 balance or you owed money, please select “no”.

Previous US tax returns

Have you filed a US federal tax return before?
Yes No

Have you filed a state tax return before?
Yes No

Have you filed a state tax return before?
Yes No

+ Add State

Please, do not include here any payments already reported on 1099-G, box 2, in Step 3 - Let's talk money

Did you have any overpayment listed on your 2023 state tax return?
Yes No

- Remove state

- **Tax Treaty Verification**

Depending on various factors, you may be eligible to claim treaty on all or part of your US source income. If you're eligible based on the information provided we will list the treaty/treaties you can use.

If you have claimed a treaty exemption in previous years as well please select the total months you already claimed a treaty in the "Months claimed in prior tax years" drop-down. If 2024 is the first year you would be filing a tax return and/or claiming treaty, select 0 months.

Example: You have entered the US in June 2023 and have filed a tax return for 2023 claiming tax treaty, select 7 months (the period covered by the treaty in 2023).

- Would you like to claim the maximum exemption allowed under these income tax treaties?

X IMPORTANT Selecting "yes" to use the treaty as identified in the window above for 2024 would exempt you from tax on all or part of the indicated type of income, depending on the particular tax treaty.

Answering "no" to this question will not exempt income from tax under a treaty and tax will be calculated on the income that could have been exempted should treaty be claimed.

If your grant is administered by IIE and includes taxes, it is expected that you select yes to apply the eligible tax treaty. If you do not select yes to use the treaty, you may need to file an amendment at your own cost.

- Is any of the income listed in the table above also taxable in your country of residency?

If the income listed to be covered by a treaty is taxable in your selected country of residence please select "yes", otherwise select "no".

Tax treaty verification

Let's Talk Money

Good News! i
 You are entitled to claim the following exemption(s) on your income tax.

For each tax treaty exemption, please identify if you have claimed this exemption in previous tax years (prior to 2024), and how many months did you claim it for.

Country	Purpose	Article	Months claimed in prior tax years i
EGYPT	Scholarship or fellowship grant	23(i)	0 mont... v

Would you like to claim the maximum exemption allowed under these income tax treaties? i
 Yes No

Is any of the income listed in the table above also taxable in EGYPT?
Don't know?
 Yes No

Offset Your Expenses

➤ Other expenses

If you have made charitable contributions throughout 2024, you may be eligible to claim them as an expense.

You can deduct contributions or gifts you gave to U.S. organizations that are religious, charitable, educational, scientific, or literary in purpose. You can also deduct what you gave to U.S. organizations that work to prevent cruelty to children or animals.

To verify an organization's charitable status, you can do the following:

- Check with the organization to which you made the donation. The organization should be able to provide you with verification of its charitable status
- Use IRS' online search tool at [IRS.gov/TEOS](https://www.irs.gov/teos) to see if an organization is eligible to receive tax-deductible contributions

✂ **IMPORTANT** You need to keep all receipts for your expenses in case of an audit. If you did not make charitable contributions, leave the fields blank.

Other Expenses

Offset Your Expenses

Please provide us with details of any expenses you incurred in 2024. We will use these to maximise your tax refund. Please note that the questions in this section are not mandatory so you can leave some or all of them blank as appropriate.

Please note that you have to keep all receipts for your expenses in case of an audit; reimbursements received from your employer may affect your tax treaty benefits and the final balance on your tax return.

Charitable contributions

For any charitable donations made by either cash or check and regardless of the amount or form of property donated, you must keep records.

For cash donations, an appropriate record would be a bank or credit card statement or a written statement from the charity stating the name of the charity, amount of the donation and the date on which it was made.

Charitable contributions paid by check or cash

Charitable contributions paid by another means

➤ Health insurance payments

If you had received form 1095-A, with amount(s) other than zero in Part III, column C, of your Form 1095-A, or if you want to take the Premium Tax Credit, you must complete and attach Form 8962 to your tax return. In that case, you will not be able to proceed online (Federal return would need to be prepared offline). Send an e-mail to IIE@sprintax.com instead.

- Were you enrolled in a qualified health plan(s) purchased through the Federal Health Insurance Marketplace or relevant State Marketplace?
- Were you eligible for Minimum Essential Coverage (MEC) for the period you were enrolled in the qualified health plan(s)?
- Were the Enrollment premiums paid by the due date of your tax return, not including extensions?

Depending on your selection you may be prompted to answer additional questions to determine your eligibility for the Premium Tax Credit. If you have additional questions please reach out to a Sprintax service representative through chat or email.

Health Insurance payments

Did you receive 1095-A form?

Yes No

I received Forms 1095-B or 1095-C: You do not need to provide information or a copy of 1095-B or 1095-C to us or to the IRS. You do not need these forms in order to file your tax return, you only have to keep them for your records.

Form 1095-A: If you are expecting to receive a Form 1095-A, you should wait to file your 2024 income tax return until you receive it. Sprintax can help you with the preparation of your return offline. To prepare your return offline we will need you to finalize your account on Sprintax and email us with your 1095-A form.

Healthcare Coverage

Offset Your Expenses

Please provide us with information about your Health Insurance Marketplace Statements and your minimum essential health care coverage and we will prepare the relevant forms and reconcile the Advance payments of the premium tax credit (APTC) if any, with your Premium Tax Credit (PTC).

Were you enrolled in a qualified health plan(s) purchased through the Federal Health Insurance Marketplace or relevant State Marketplace? [i](#)

Yes No

Were you eligible for Minimum Essential Coverage (MEC) for the period you were enrolled in the qualified health plan(s)? [i](#)

Yes No

Were the Enrollment premiums paid by the due date of your tax return, not including extensions? [i](#)

Yes No

About Your College

Section “College Details” collects information for Form 8843.

All non-resident aliens on J-1 status must file Form 8843, along with the Federal tax return or on its own, to explain the basis of your claim that you can exclude days of presence in the United States for purposes of the substantial presence test because you:

- Were an exempt individual, or
- Were unable to leave the United States because of a medical condition or medical problem. “College Details” screen collects the information for Form 8843.

Please refer to your DS-2019 to complete this section.

Please select whether you’d like to generate 8843 for a family member.

College Details
About Your College

Please complete the following information exactly as shown on your Form **DS-2019** or **I-20**.

University/college details
(DS2019 or see School Information section on your I-20)

Major

State
State

Name of University
Name of University

Address

City

Zip code

Phone

You are here

- RESIDENCY
- GETTING TO KNOW YOU
- LET'S TALK MONEY
- OFFSET YOUR EXPENSES
- ABOUT YOUR COLLEGE**
 - College Details →
- STATE TAXES
- REVIEW
- FINALIZING

Family member's Statement for Exempt Individual

Would you like to prepare and receive Statement for Exempt Individual (Form 8843) for any of your family member on J2,F2,M2 or Q3 visa and who do not have US income?

Yes No

State Taxes

➤ Transferring your data

Sprintax Returns will calculate any state filing requirements.

➤ Living in the US

- Please provide details for each state you lived in US as well as any period(s) you spent outside of US, if any, during 2024.
- If you have entered the US before 01/01/2024, entry date for 2024 will be set automatically to 01/01/2024.
- Please select the exit date from each state during the year or 12/31/2024 if you have been present in one state only and stayed beyond the end of 2024.
- Please select the type of accommodation you had in each state.
- Permanent vs. Temporary visit – a temporary visit, as opposed to a permanent one, is generally considered such that has a start and end date (for example due to visa/immigration status duration limitations), after which you return to your permanent location.

Transferring your data

State Taxes

Transfer completed

Personal Information: ██████████
Income: ██████████
Deductions: ██████████
Credits: ██████████

We've successfully transferred your federal information, so a big part of your state return is already done.

Living in the US

State Taxes

Please provide details of each state you lived in during 2024. You should also include any periods spent outside the US (if applicable).

Note that if you are not able to list the periods you were outside the US during 2023 correctly you may need to review and change the entry and exit dates you have entered on the step "Residency status".

See Example

Entry date	Exit date	State	Type of accommodation	Type of visit
01/01/2024	12/31/2024	<input type="checkbox"/> New York	Other temporary re...	Tempor...

State return

State Taxes

We have reviewed your information and found that you need to file the following tax return(s):

Select the State Tax Return/s you would like to file

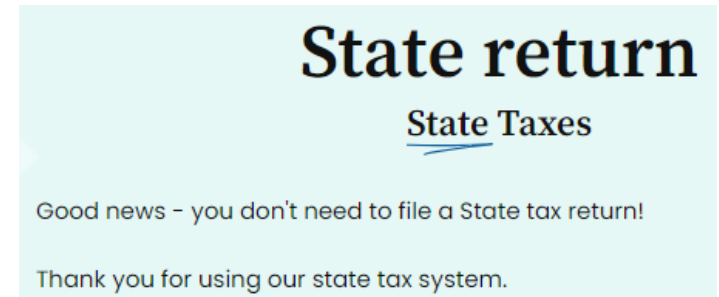
New York

If you have an access code you can enter it later on the order review page.

- The following message will appear if based on the information provided you do not need to file a state tax return.

If based on the income/state information provided you may need to file a state tax return, additional questions regarding your visit in the state, or states if multiple, will be asked. Make sure to select the state or states listed to have the state forms generated.

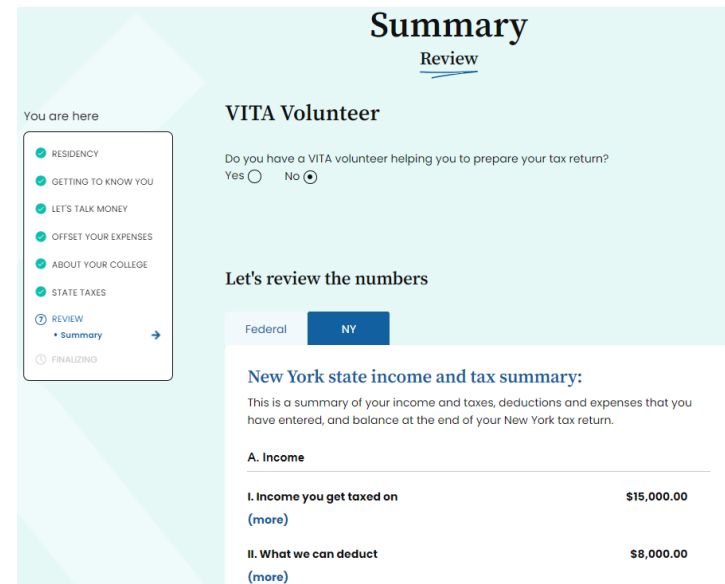
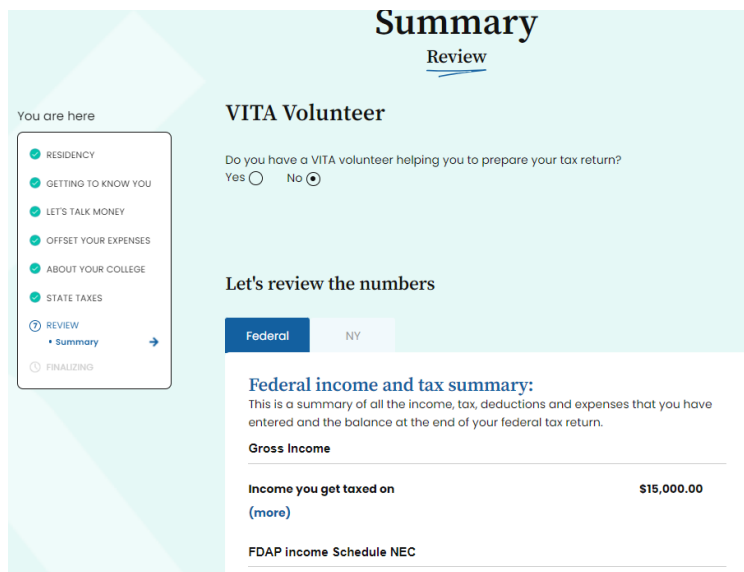
If you have specific questions regarding the state section while completing your account please reach out to the Live Chat or send an e-mail to IIE@sprintax.com.



Review

➤ Summary

Please review your Federal and state (if applicable) summaries before you continue. If you need to go back and make corrections please navigate to the section in question, update the information and go through all steps till the end.



➤ Federal Tax

Refunds due on 2024 Federal return can either be direct deposited to a US bank account, issued as a refund check, or credited to the next year.

- If you provide a US bank account, it needs to be your personal bank account. If the direct deposit of your refund fails, IRS will send a check instead to the address you listed as mailing.
 - There is an option to set up a temporary US bank account through an independent third party. For more information please review this blog from Sprintax (specifically #3): <http://blog.sprintax.com/get-tax-refund-without-us-bank-account/>. Please note that IIE does not have an affiliation with this bank and cannot assist with this process.
- If you select to receive a check in the mail please make sure you have selected for mailing address such that you would have access to in the following few months after the return is filed.
- Credit towards your next year's tax. If you received an IIE Form 1042-S, you may not select this option as you may be required to return to IIE part or all your federal refund.

Federal tax
Review

Good news! You are due a federal tax refund.

Based on your answers, Sprintax has searched for more than 350 deductions and credits to minimize your tax.

We've reviewed all your information and checked it for accuracy.

your federal tax refund is:
\$ 1617.00

How would you like to receive your refund?

Transfer to US Bank Account Receive check by mail Credit towards next year's tax

I confirm that the bank account details provided are for my personal bank account that I hold in the US and that the account will continue to be active for at least the next 12 months.

If you do not intend to keep your US bank account active for the next 12 months

Enter your US bank account details

Please do not enter details of a bank account from your home country. The IRS will not transfer your refund to an overseas bank account.

Account type
 Checking Savings

Routing number Account number

Where do I find this? ⓘ

How would you like to receive your refund?

Transfer to US Bank Account Receive check by mail Credit towards next year's tax

Your federal refund check will be mailed to the correspondence address you provided:
1 Sprintax, New York, New York, 11100

⏪ ⏩

✘ IMPORTANT Do not select **“Credit towards next year”** option if **you are a program participant administered by IIE and IIE have made scholarship payments to you or on your behalf.**

➤ State Tax

- If you are due a refund from the state tax office, you can either choose to receive direct deposit into your personal bank account, receive a check or forward credit to 2025.
- If you owe states taxes, you may be eligible for a reimbursement from IIE. As a Fulbright participant, you may submit a reimbursement via your IIE self-service portal. The reimbursement request must include a copy of your state tax return and documentation of payment (copy of check or copy of bank statement). Please allow up to 6 weeks for IIE to process your reimbursement.

Post-Filing Support

IIE participants have post-filing support.

Post-Filing Support
Review

After filing their tax return, some nonresidents may receive notice from the IRS and/or State tax authority that their return is under review and that additional documents are required.

The process of corresponding with the tax office to provide and transfer this additional information can often be complicated and time-consuming.

By adding our Post-Filing Support Service, you can save yourself significant time and the stress, should you receive this notice from the tax office (IRS or State tax authority).

If the tax office reach out to you seeking further information, we'll handle all of the communication on your behalf and resolve any outstanding questions.

<p>Federal</p> <p>\$19.95</p> <p>/one time fee</p> <p>Post-filing support for anything Federal Tax related.</p>	<p>Full</p> <p>\$24.95</p> <p>/one time fee</p> <p>You save 37%</p> <p>Dealing with taxes can be tricky, so leave it to the experts with Post-Filing Support for both Federal and State forms.</p>	<p>State</p> <p>\$19.95</p> <p>/one time fee</p> <p>Post-filing support for anything State Tax related.</p>
---	---	---

I would like to handle all post-filing communication with the IRS myself at no additional cost

IIE PARTICIPANTS POST-FILING SUPPORT: If you receive letters from the US tax authorities, need assistance or have post-filing questions please reach out to IIE@sprintax.com.

State tax
Review

You are here

- RESIDENCY
- GETTING TO KNOW YOU
- LETS TALK MONEY
- OFFSET YOUR EXPENSES
- ABOUT YOUR COLLEGE
- STATE TAXES
- REVIEW**
 - Summary
 - Federal tax
 - State tax**
- FINALIZING

Please allow a couple of days for our tax specialists to process your state tax returns!

How would you like to receive your refund?

Transfer to US Bank Account | Receive check by mail | Credit towards next year's tax

If you owe state tax, how would you like to pay it?

Check / Money order | Credit / Debit Card

Sprintax Forms

Do not elect to this service in relation to future income administered by IIE. IIE will add you to Sprintax Calculus instead, if needed.

Sprintax Forms
Review

Starting a new job in the US?

Get taxed correctly from the start with Sprintax Forms.

Did you know thousands of international students and scholars are taxed incorrectly each year? Often paying more tax than they need to!

If you are starting a new job in the US or are starting OPT or CPT, you can prepare your pre-employment paperwork now with Sprintax Forms.

Using Sprintax Forms, you can avoid having FICA and Medicare incorrectly withheld from your wages and ensure that all eligible Tax Treaties are applied by payroll.

Add Sprintax Forms to your cart today and you'll receive 10% off the usual price of \$19.95.

Sprintax Forms
Pre-purchase with your tax return for \$17.95

Get taxed correctly

[Proceed without Sprintax Forms](#)

Finalizing

IIE has provided you with an Access Code to remove the cost of your tax filing via email either when your IIE 1042-S forms were issued or in a separate email. Please enter the code and click “validate”.

The Access Code provided to you by IIE is for your tax filing only. Do not share the code with anybody else (spouse, friends, etc.)

Download Files

Finalizing

Great News! You can save time and money using e-File option to submit your Federal tax return with the US tax authorities.

I confirm I did not file my 2024 federal tax return before.

[Proceed with e-File](#)

If you are due a refund from your Federal tax return (see Summary page), you do not need to take any more steps with your Federal taxes once your e-filed tax return is accepted by the IRS. What's more, you do not need to mail your tax forms to the IRS if your e-filed return is accepted. Below you may download a copy of your e-filed federal tax return in PDF format and keep it for your records. Meanwhile, if you have a balance due on your Federal tax return, you must pay the amount due to the Tax Office. When e-filing, you can pay the balance online using either IRS Direct Pay or with a Debit or Credit Card. Visit <https://www.irs.gov/payments> to learn more. We advise that you keep a downloaded copy of your Federal tax return along with proof of your payment for your records. In both cases, if you also have a State tax return, please print your return and follow the included instructions to send the document to the relevant tax authorities. If you prefer to mail your federal tax return proceed below.

You're ready to print and sign your tax return.

Next steps:

1. Download your tax returns:

Federal Tax Return

[View](#) [Download](#)

State Tax Return (New York)

[View](#) [Download](#)

Review

Finalizing

You are here

- RESIDENCY
- GETTING TO KNOW YOU
- LET'S TALK MONEY
- OFFSET YOUR EXPENSES
- ABOUT YOUR COLLEGE
- STATE TAXES
- REVIEW
- FINALIZING**
 - Review

Order Name	Order Details	Amount	Status
FEDERAL RETURN	1040 NR Scholarship and fellowship grants Employment income Tax Treaty exemptions (more)	\$ 51.95	
STATE RETURN (NEW YORK)	Tax credits Exemptions and deductions Data transferred from federal tax return.	\$ 44.95	REMOVE

ACCESS CODE If your International Student Office has given you a code to access Sprintax please enter it here.

Total **\$ 96.90**

Note: An incorrect or missing identifying number (SSN/ITIN) on your tax return can increase your tax, reduce your refund, or delay your refund. Please ensure that you have provided the correct SSN or ITIN.

If you are eligible to e-file your Federal return with the IRS, we strongly recommend using that option. You cannot e-file, if you do not have a U.S. tax identification number available.

✖ IMPORTANT You will still need to mail your state return to the given State Tax Office even if you e-file your Federal return.

If you are not eligible to e-file, or you choose not to e-file, you will need to print the Federal, state and any other applicable documents, follow the instructions to sign them that are available in your PDF package, attach the supporting payment or other documents and mail the forms to the address in each form's instructions.

Please also review the [IIE Sprintax FAQs](#)

Contact tax@iie.org, if you have questions about the following:

- ❖ IIE-issued Form 1042-S or tax withholding amounts
- ❖ Returning IIE's portion of your federal tax refund
- ❖ Requesting a reimbursement for states taxes

Contact IIE@sprintax.com or Sprintax's Live Chat, if you have questions about the following:

- ❖ Completing the Sprintax Calculus profile
- ❖ Form W8-BEN
- ❖ Completing Sprintax Returns
- ❖ Form 1040-NR or Form 1040
- ❖ State Tax Forms

sprintax
sprintax.com